


Laterals, Wyes, Bends, and Flanges

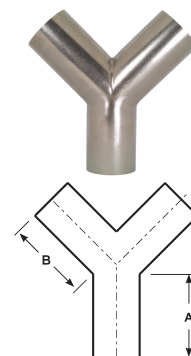
Unpolished Weld Laterals - B28WA

Tube O.D.	A (in)	B (in)	C (in)	Nominal Wall (in)	316L Stainless Steel Part #
1"	6.00	1.00	5.00	.065	B28WA-R100U
1-1/2"	7.38	1.19	6.19	.065	B28WA-R150U
2"	8.75	1.63	7.13	.065	B28WA-R200U
2-1/2"	10.00	1.50	8.50	.065	B28WA-R250U
3"	10.75	1.88	8.88	.065	B28WA-R300U
4"	12.81	2.02	10.75	.083	B28WA-R400U
6"	18.00	3.00	14.50	.109	B28WA-R600U




Unpolished Weld True Wyes - B28W

Tube O.D.	A (in)	B (in)	Nominal Wall (in)	316L Stainless Steel Part #
1"	2.00	2.44	.065	B28W-R100U
1-1/2"	2.00	2.44	.065	B28W-R150U
2"	2.63	3.25	.065	B28W-R200U
2-1/2"	3.37	4.13	.065	B28W-R250U
3"	4.00	4.88	.065	B28W-R300U
4"	5.38	5.38	.083	B28W-R400U
6"	8.00	8.00	.109	B28W-R600U



Unpolished Weld 180° Return Bends - B2WUL

Tube O.D.	A (in)	R (in)	Nominal Wall (in)	316L Stainless Steel Part #
1"	3.00	1.50	.065	B2WUL-R100U
1-1/2"	4.50	2.25	.065	B2WUL-R150U
2"	6.00	3.00	.065	B2WUL-R200U
2-1/2"	7.50	3.75	.065	B2WUL-R250U
3"	9.00	4.50	.065	B2WUL-R300U
4"	12.00	6.00	.083	B2WUL-R400U


M